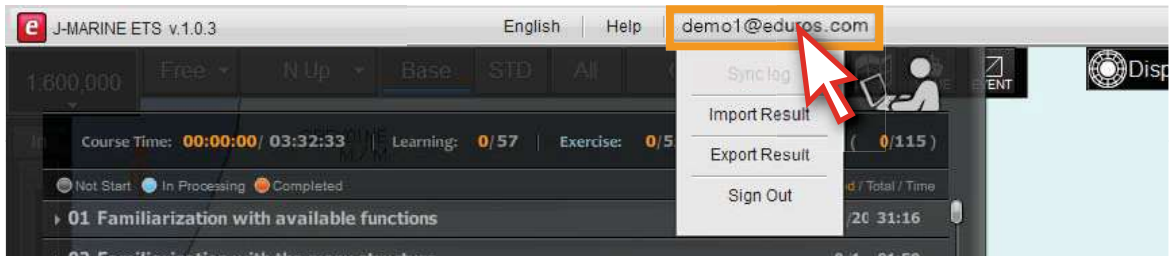


3. Screen and menu

4) When you click the user ID on the Main menu bar, 'Sync log' and 'Sign out' will appear in drop down list.

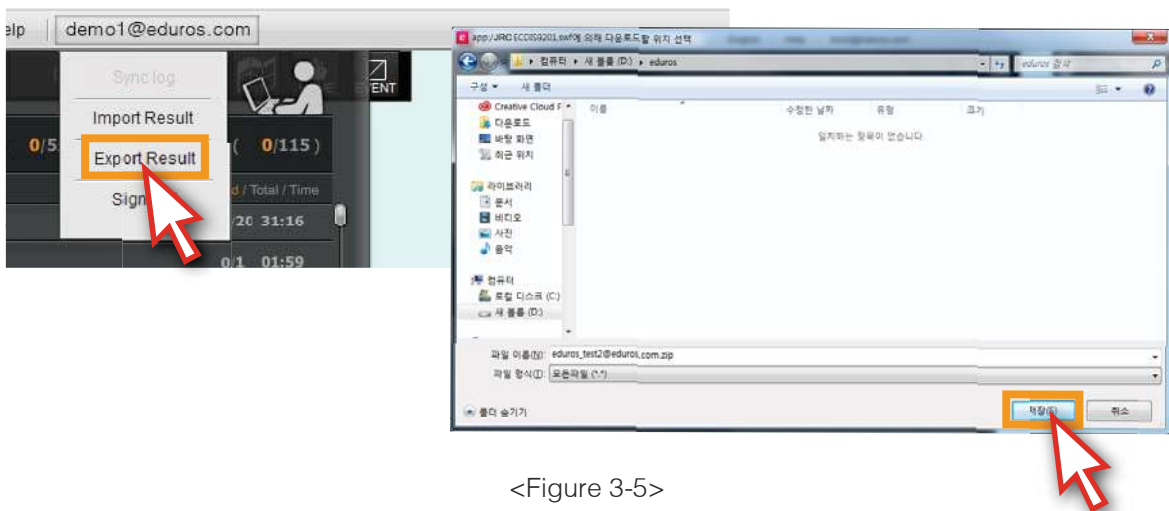
※ However, 'Sync log' can only be available in Online mode. <Figure 3-4>



<Figure 3-4>

5) Click 'Export Result' button to save the user's learning records. You can use the saved file to synchronize your learning records to another PC or upload the file on the training website. <Figure 3-5>

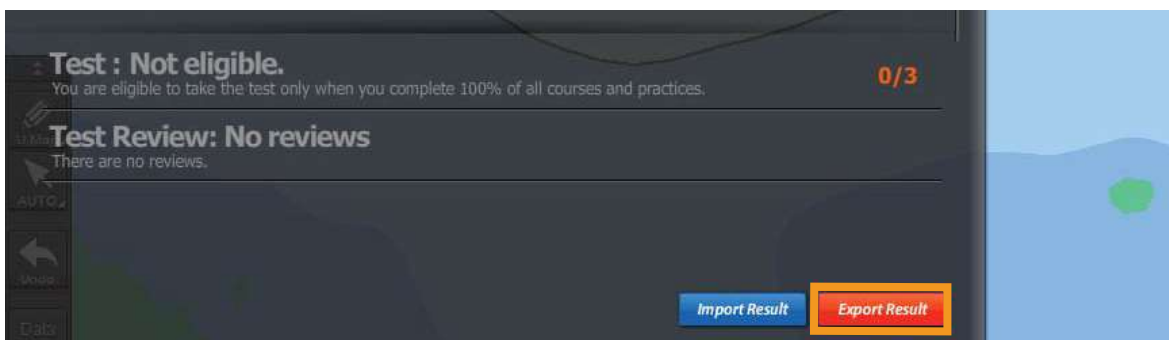
※ Please refer to the detailed instruction on page 58.



<Figure 3-5>

6) You can also use the 'Export Result' button on the lower right corner of the contents panel. <Figure 3-6>

<Figure 3-6>



<Figure 3-6>