

*The difference between*  
***online mode and offline mode***

JRC ECDIS JAN-9201, JAN-7201 Type Specific Training



# Table of contents

1. Description Of Online mode and Offline mode
2. Process
3. Sign In
4. Learning Record
5. Software Update

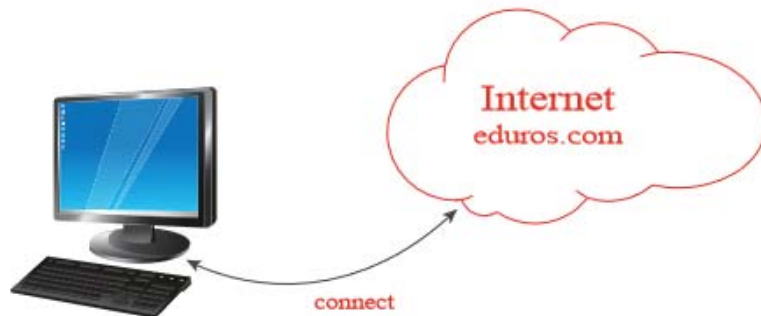
## 1. Description Of Online mode and Offline mode.

The CBT can function in two modes below by using both synchronous and asynchronous technologies in an online learning environment.

### Online Mode?

is an synchronous learning mode in which The CBT involves coursework delivered via web . In such cases, The learners ideally complete the course at their own pace by using the internet as a support tool for Sync.

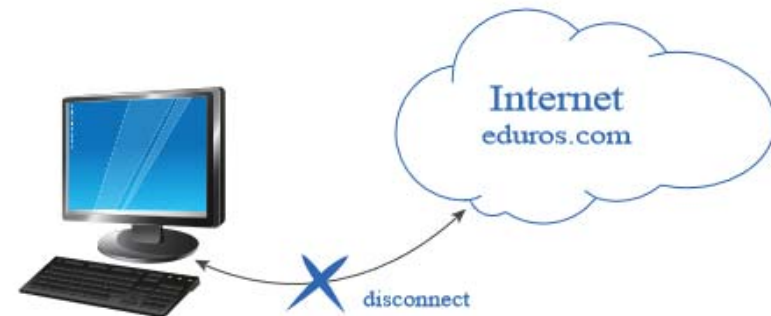
- Program Delivery : Download
- Log in : Log in after sign up
- Course Recording and Monitoring : Available anytime with Synchronization function
- System Update : Auto



### Offline Mode?

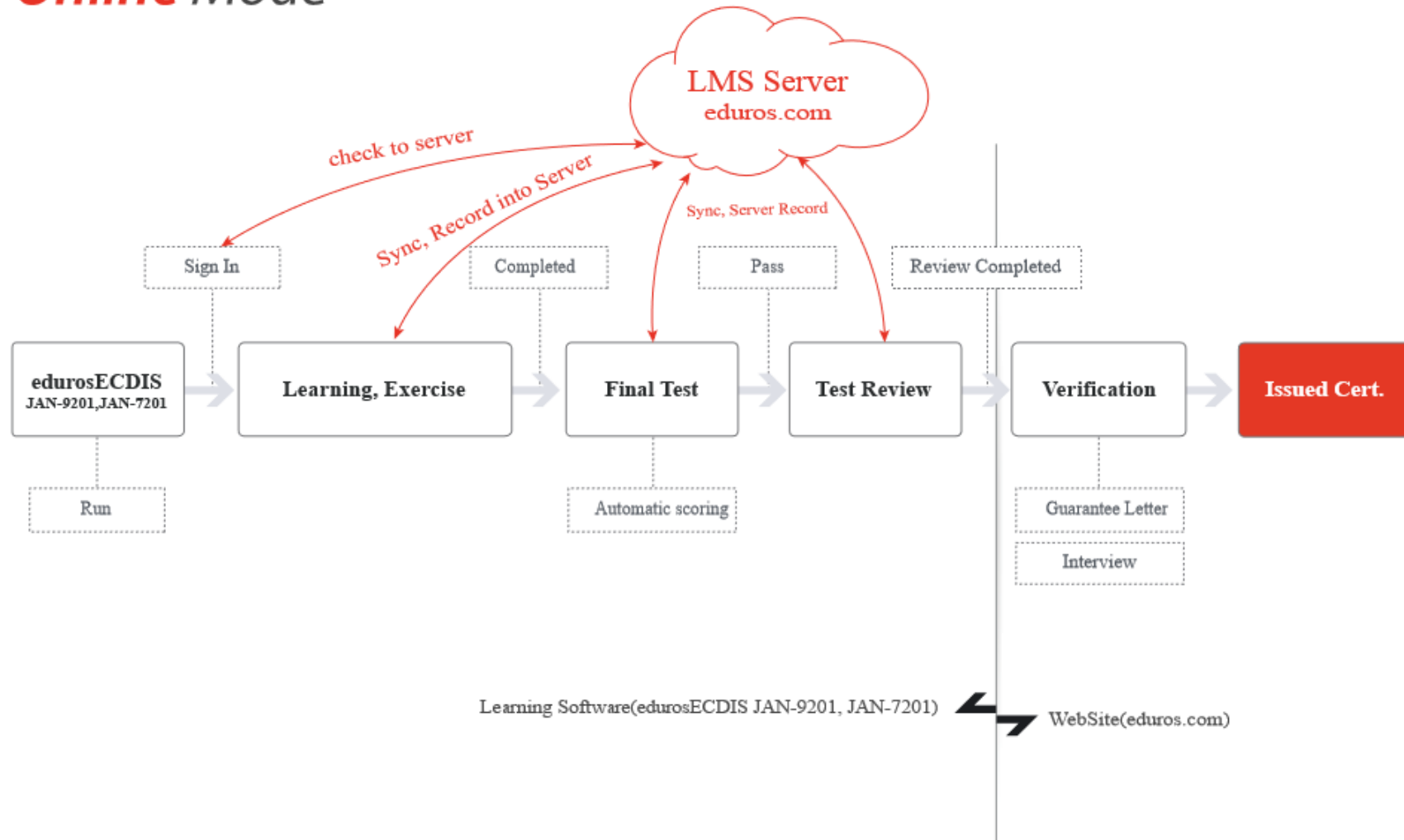
is an asynchronous learning mode that can be delivered in CD or USB. This approach combines self-study and finish the course with asynchronous interactions to the server at the following key events

- Program Delivery : CD or USB
- Log in : A Key file can be used
- Course Recording and Monitoring : Available only in online mode after uploading the learning results into the server
- System Update : Manual



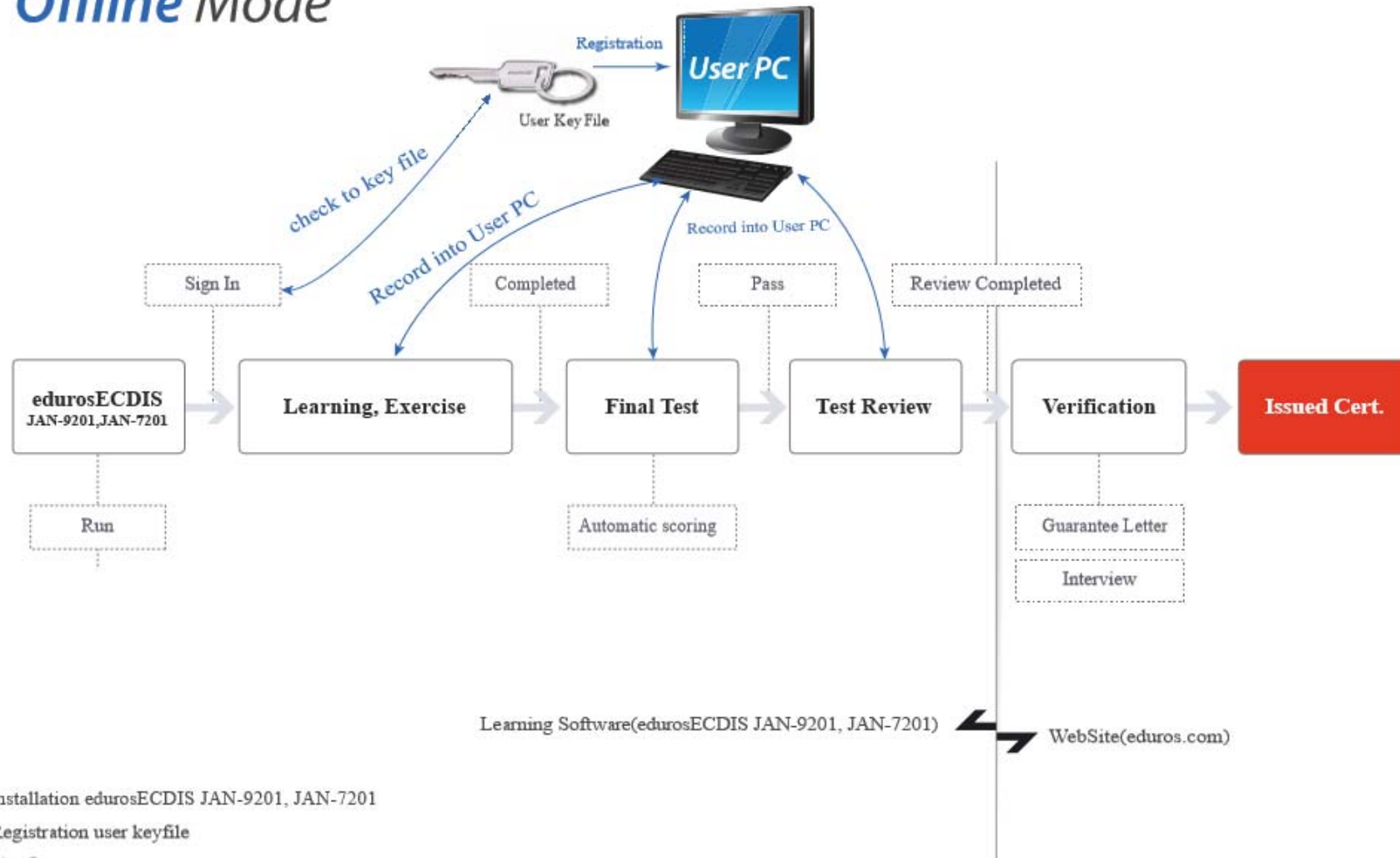
## 2. Process - Online Mode Process

# Online Mode



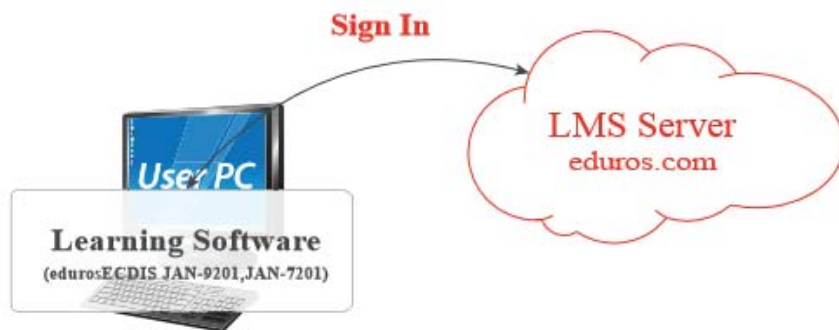
## 2. Process - Offline Mode Process

### Offline Mode




### 3. Sign In - Online Mode, Offline Mode

## Online Mode



The CBT sends USER'S ID and PW to the LMS Server at the Sign-In stage. Then, The learning is available right after the LMS Server's confirmation of the user's profile (ID & PW)

## Offline Mode

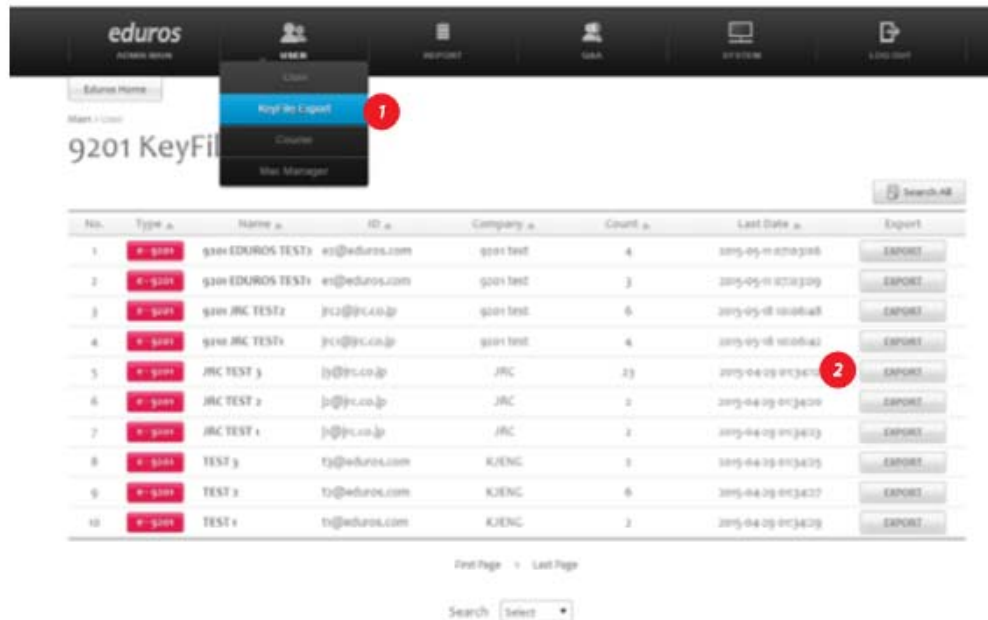


In the offline mode, The learning is available only after installing the key file

### 3. Sign In - Offline Mode, User Key File



User Key File Encrypted personal ID and PW.



No.	Type	Name	ID	Company	Count	Last Date	Export
1	group	9201 EDUROS TEST1	en@eduros.com	9201 test	4	2015-05-11 02:03:05	EXPORT
2	group	9201 EDUROS TEST1	en@eduros.com	9201 test	3	2015-05-11 02:03:09	EXPORT
3	group	9201 JRC TEST2	jc@jrc.co.jp	9201 test	6	2015-04-29 01:00:45	EXPORT
4	group	9201 JRC TEST2	jc@jrc.co.jp	9201 test	4	2015-04-29 01:00:42	EXPORT
5	group	JRC TEST 3	jc@jrc.co.jp	JRC	23	2015-04-29 01:34:11	EXPORT
6	group	JRC TEST 2	jc@jrc.co.jp	JRC	2	2015-04-29 01:34:09	EXPORT
7	group	JRC TEST 1	jc@jrc.co.jp	JRC	2	2015-04-29 01:34:13	EXPORT
8	group	TEST 3	ts@eduros.com	KJENC	1	2015-04-29 01:34:15	EXPORT
9	group	TEST 2	ts@eduros.com	KJENC	6	2015-04-29 01:34:17	EXPORT
10	group	TEST 1	ts@eduros.com	KJENC	2	2015-04-29 01:34:19	EXPORT

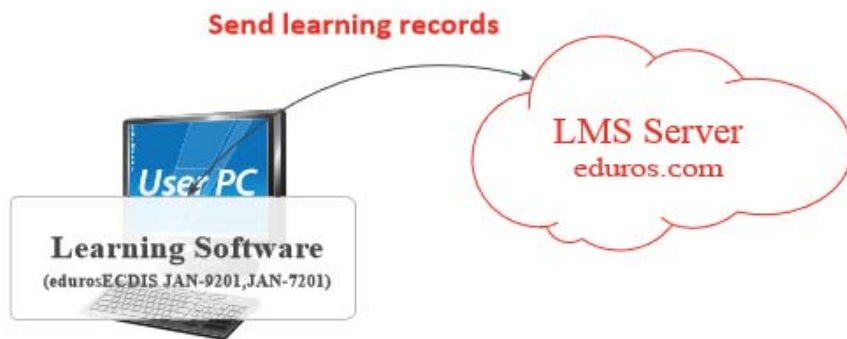
[Admin page Screen Shot]

The Key File is automatically sent to the user or can be downloaded in the site after he/she has signed up and finished the payment or

The group manager can release and distribute the key file to any of the group member

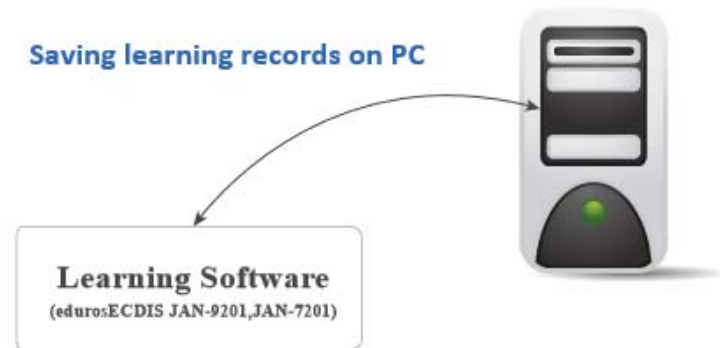
- 1 User > KeyFile Export
- 2 KeyFile Export - KeyFile Creation and save

## Online Mode



In the online mode, The CBT can send the learning records (Learning & Exercise history and Test Results) to the LMS Server for monitoring and evaluations.

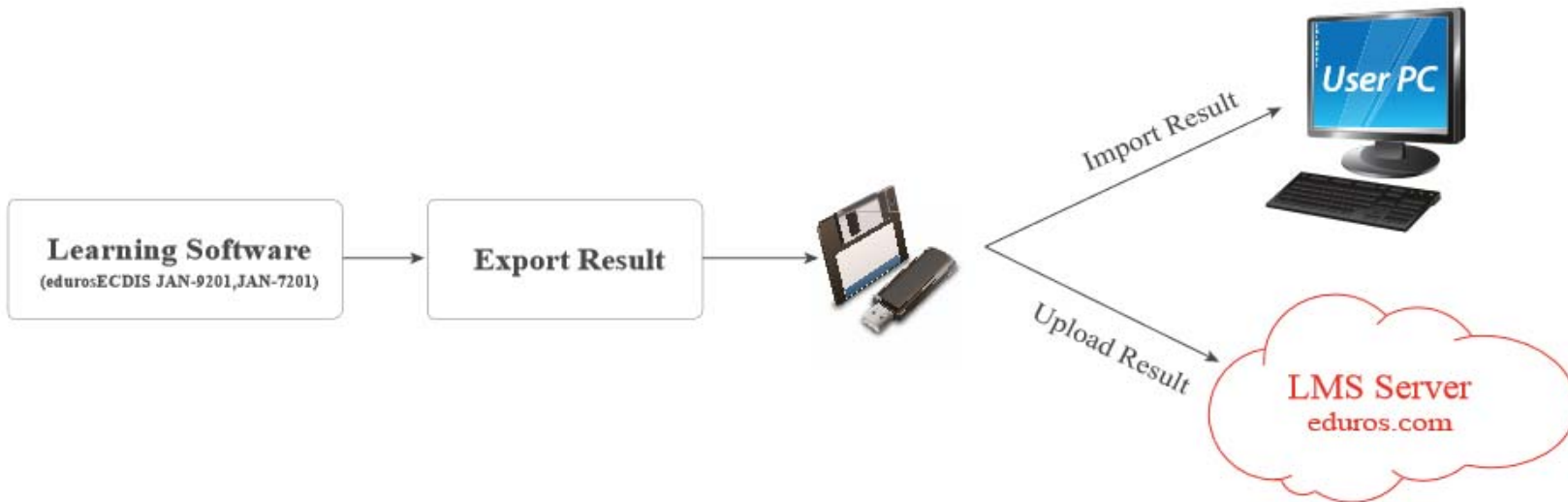
## Offline Mode



In the offline mode, The learning records is saved on its own PC first, then can be sync with other PC or uploaded into the server whenever necessary



#### 4. Learning Record - Export, Import, Upload IN Offline Mode

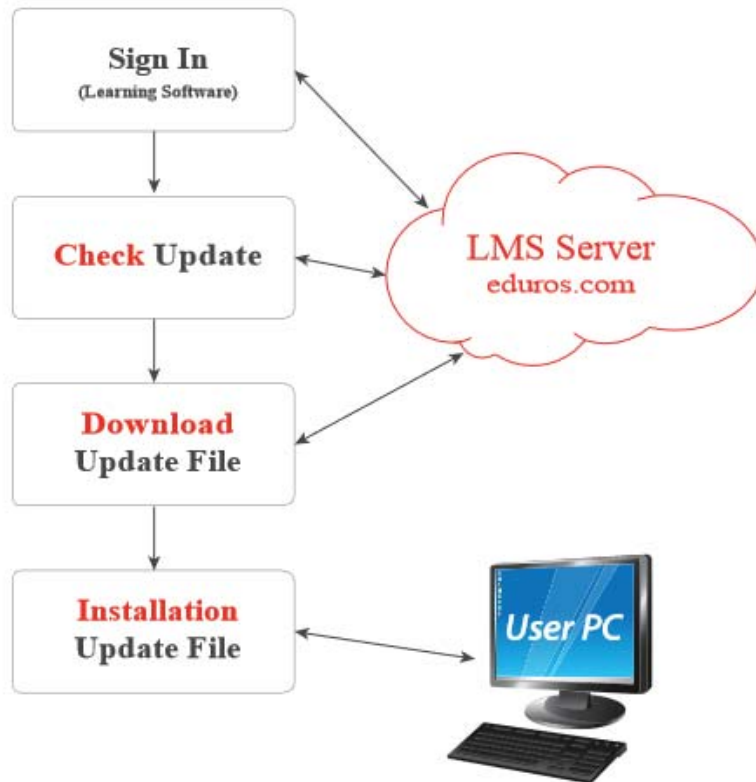


[ Learning Software Screen Shot ]

- 1 Import learning records for CBT SYNC.
- 2 Export learning records for SERVER SYNC.

## 5. Software Update

### Online Mode



### Offline Mode

